

U

N

D

O

®

*Jacuzzi*®





Time  
to  
Time

In a world  
obsessed with doing more,  
we invite you to

UNDO<sup>®</sup>

Now more than ever,  
we need to  
take care of ourselves and  
NOT DO anything from  
time to time.

It transforms  
how we feel and  
how we feel about  
our world.

Not doing  
*never felt so good.*



Innovation born out of love

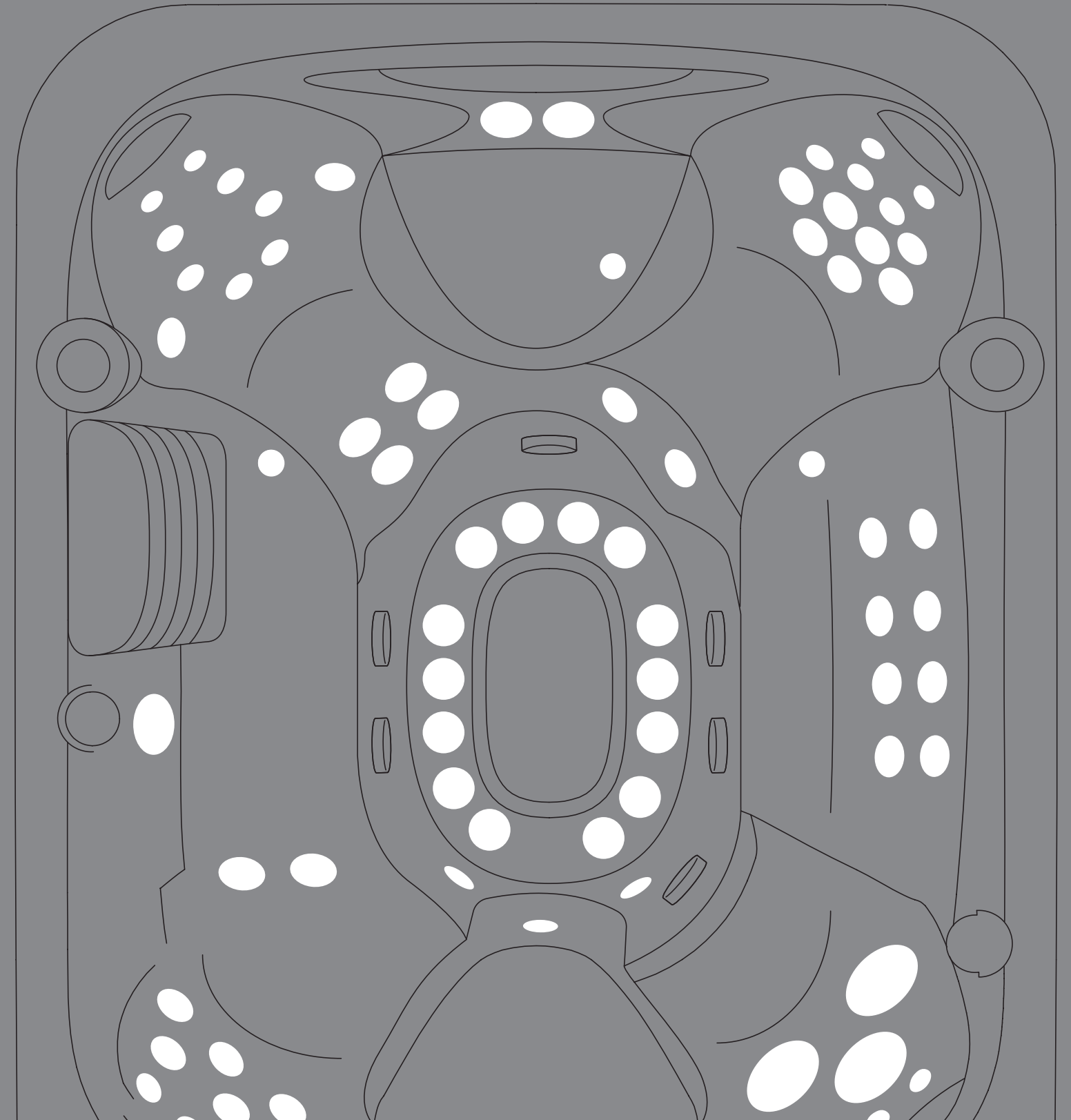
**When Ken Jacuzzi, age 2, was diagnosed with rheumatoid arthritis, his father invented the world's first portable pump to provide pain-relieving hydromassage. From that moment forward, Jacuzzi has introduced the power of hot, bubbly water into millions of homes around the world.**



Built with the same care today

Through decades of research and development, Jacuzzi® has brought breakthrough products that engage the senses, nurture the body, and restore the mind like no other. Now comes the latest wave of innovations—Jacuzzi® SmartTub®, Red Light and Infrared.

All designed to restore balance and heighten the pleasurable sensations and benefits of hydromassage. Jacuzzi® Brand products are enjoyed in more than 100 countries worldwide, and are manufactured by thousands of employees in five countries.

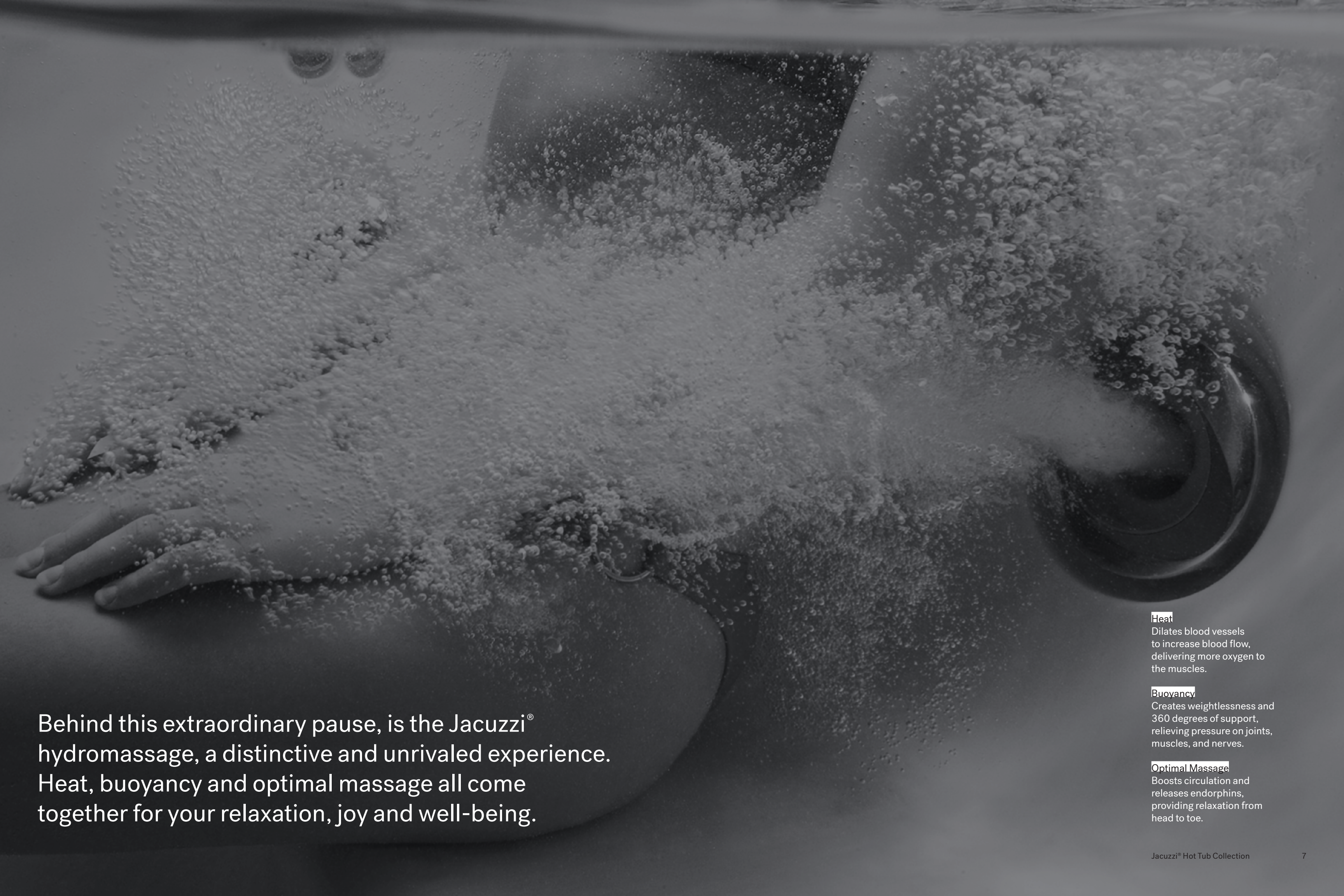




The most  
extraordinary  
pause in  
the world.™







Behind this extraordinary pause, is the Jacuzzi® hydromassage, a distinctive and unrivaled experience. Heat, buoyancy and optimal massage all come together for your relaxation, joy and well-being.

**Heat**

Dilates blood vessels to increase blood flow, delivering more oxygen to the muscles.

**Buoyancy**

Creates weightlessness and 360 degrees of support, relieving pressure on joints, muscles, and nerves.

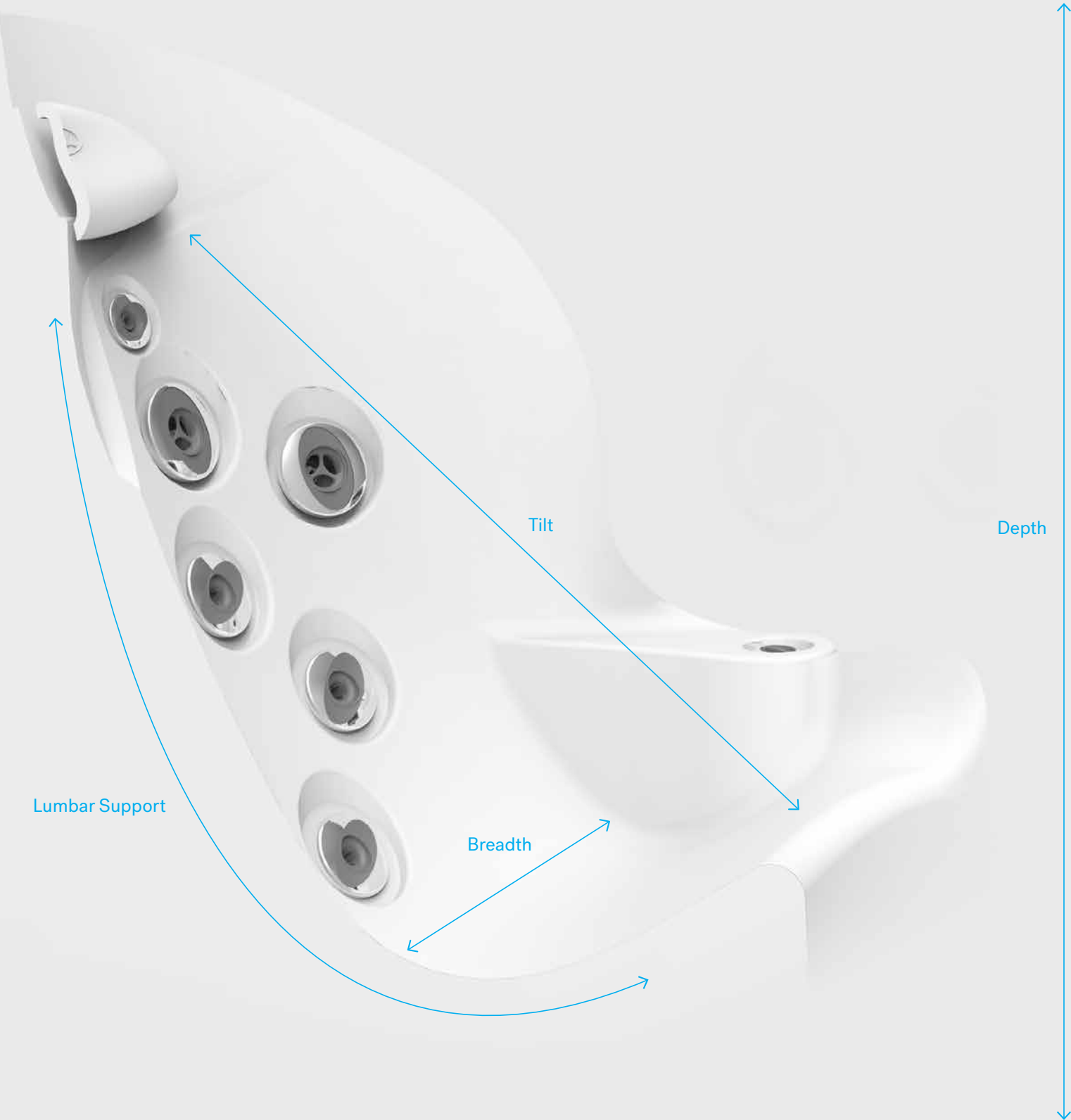
**Optimal Massage**

Boosts circulation and releases endorphins, providing relaxation from head to toe.



Designed to fit you

By studying human dimensions, we design hot tubs based on the average proportions of 90% of the population, ensuring your hot tub conforms to you. Our seats are sculpted with an ergonomic focus to cradle the contours of the body. Specialized Jacuzzi® PowerPro® Jets – recessed for your complete comfort – are thoughtfully positioned to effectively target key muscles.

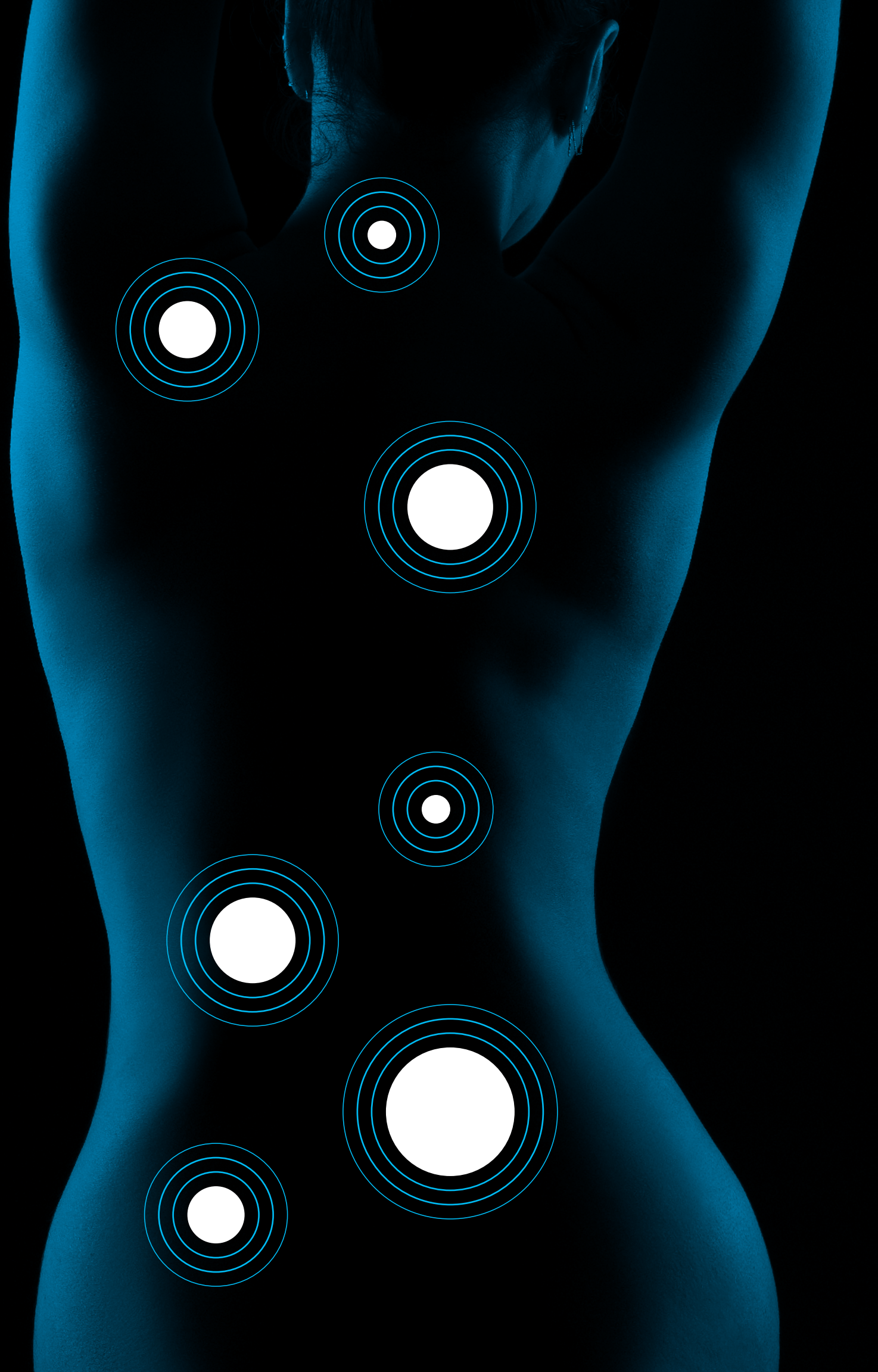


Heavy duty, light touch

Aqualibrium® is the perfect balance of air and water. Jacuzzi® jets are developed with an emphasis on a 360-degree air induction to provide a unique high-volume, low-pressure massage. It has the power to bring deeper, more intense massage in a gentle way.







MX



RX



FX



NX2



PX



BX

## You do you

We realize everyone likes their massage a little different. A Jacuzzi® hot tub lets you pinpoint the intensity and placement of every touchpoint for a truly personalized massage. Strategically placed jets target specific muscle groups, while a customizable flow and feel at each jet puts complete control at your fingertips. Individual seat air control lets you dial the air and water power up or down, delivering the right massage pressure for your needs.

## Revel among the jet set

Different muscle groups demand different types of massage action. Versatile Jacuzzi® PowerPro® Jets deliver a range of massages, from robust and stimulating to gentle and rejuvenating, for targeted relief anywhere you need it.

### MX

The original performance therapy jet that started it all  
Completely adjustable nozzle with a 60-degree range to focus exactly where you need it  
Produces bold high volume massage action as part of the MX therapy seat

### RX

A powerful steady pulse against large portions of your back  
Focused on middle and upper back muscle tension relief  
Full coverage massage as part of the RX therapy seat

### FX

Exclusive spiral design focused on smaller muscle groups  
Stimulating pressure points in the shoulders, back and feet  
Spiral flow drives energetic impact in the FX therapy seat

### NX2

Highly focused stream of water targeting the neck  
Massages tension and strain in the sensitive neck area  
Personalize the direction and the intensity of the massage by moving the nozzle

### PX

Provides relief to pressure points on the hands  
Gentle pulsing on palms and wrists  
Can help soothe the discomforts in your hands and wrists

### BX

Highest air to water ratio in our collection  
Key feature of the ProAir™ lounge seat  
Patented design developed for reinvigorating leg muscles



Please, be seated

Decades of expertise drive the Jacuzzi® hot tub design process to deliver personalized comfort. The collection of seats in every Jacuzzi® hot tub facilitates full-body hydromassage while balancing the flow to each seat for the best experience.

Seats are complemented by jets on the calves and in the foot dome to lift the weight of the day. Smooth surfaces and soft sculpting make it easy to move freely to enjoy all of the seats. Every Jacuzzi® hot tub is expertly engineered to nurture your well-being to the core.



FX Therapy Seat

Full Coverage Neck, Shoulder and Back Relief  
A collection of 10 to 12 FX Jets deliver a stimulating, spiral-action deep tissue massage to relieve aches from the neck and shoulders through the full back. Adjustable pressure for a personalized massage. On J-300™ models, this therapy seat also features the HydroSoothe® neck-massaging pillow.

RX Therapy Seat

Comforting Back and Shoulder Relief  
A ring of spinning RX Jets targets key back and shoulder muscles, drawing on the highest performance hydromassage from the Jacuzzi® Brand to soothe stiff muscles and release tension. Neck jets complement the massage for extra relief.

MX Therapy Seat

The Original in Low-Back Relief  
Ease into this deeply contoured seat to release tension in the lower back with a high-volume, low-pressure massage. Maximized air output delivers a soothing deep tissue massage. Paired with neck jets for a fully relaxing experience.

ProAir™ Lounge

Full-Body Relief  
Designed to distribute body weight evenly for a comprehensive massage. The ProAir™ Lounge eases tension in shoulders and back by combining FX and FX-R rotational jets along the center of the back. Exclusive BX Jets target the calves with an invigorating, bubbly massage and FX Jets penetrate the muscles of the feet with therapeutic relief.

Foot Dome LEFT

Overall Tension Relief  
FX jets positioned to offer a targeted reflexology massage that increases energy, boosts circulation and stimulates nerve function. Not only does this deep tissue massage induce a deep state of relaxation throughout the body, it also keeps you in the perfect position.







## Clean\* water, less energy

We've combined ozone and UV-C technology to provide a hands-free approach to water care.

CLEARARRAY Active Oxygen® System works harder to clean\* the water longer. Ozonated water is exposed to a UV-C bulb to energize the molecules, unlocking Active Oxygen to clean.\*

UV-C technology is standard on all models

## Sit back while the water goes to work.

### 5-Stage\*\* filtration process

Cleaner\* water means fewer water changes and less effort for you.

#### Stages 1 and 2

The skimmer and unique mesh ProCatch filter work together to clean the water surface and trap large debris for easy removal.

#### Stage 3

This exclusive system features a 60 sq ft ProClarity® filter connected directly to a ProStream filtration pump that filters an incredible 35 gallons per minute, giving you clean water faster.

#### Stage 4

The ProClarity® depth load filter polishes the water down to a 3 micron level.

#### Stage 5

The 2nd 60 sq ft ProClarity® filter cleans and activates when you are using the hot tub. This doubles the filtration when you need it most.

\*Clean is defined as the removal of microscopic (down to 3 micron level, varies by model) debris from the water. The CLEARARRAY® Active Oxygen® System utilizes various technologies to achieve cleanliness. One of them is ozone, which aids in the grouping of smaller debris to form larger clusters that can be more easily captured in the filtration process.

\*\*Stages of filtration may vary by collection.



Full control from anywhere

Our patented, industry-first SmartTub® system provides remote monitoring and control through phones, smart devices, and Siri® and Alexa® wearables anywhere in the world.\* All with software updates and a cellular connection that's simpler and more reliable than Wi-Fi. Enjoyment made easy.



Easy Control



Smart Reminders



Energy Reporting



Energy Savings

\*Amazon, Alexa, Google, Google Assistant, Apple and Siri are trademarks and registered trademarks of their respective owners.



The serenity is in the details

We design spas that perform for years with minimal care. Durable, reliable and designed with you in mind, from the materials chosen to the performance you expect.

ProFusion™ Shell

Highest quality acrylic, a bonded vapor barrier and a resin composite are layered together for ultimate durability, creating an inseparable bond that stands up to heat and cold.

ProFinish® and ProEndure Tool-Free Cabinetry

Fade-resistant, color-fast, and maintenance-free cabinetry withstands heat and cold and stays beautiful longer.

High-Performance Energy-Saving Insulation

All Jacuzzi® hot tubs exceed the California Energy Commission standards for spa energy consumption. Our insulation completely surrounds the shell and fills the cabinet, helping to lower operating costs, ensure quieter operation and provide reliability and peace of mind in the coldest climates.

Propolymer Base

A rugged protective barrier insulates the spa from the foundation. The durable ABS-formed foundation protects components from moisture and the elements while adding structural strength.

ProLast™ Covers

Lock your heat in with our durable UV-stable, woven polyester outer fabric and heat-locking EPS foam core. ProLast covers protect your spa for years to come. They create a vacuum seal with the sculpted shell to retain heat and maintain water temperature longer for lower operating costs.

Cascading Waterfalls

An elevated, independent water feature that amplifies ambiance with soothing sound.






Find your dimension

With so many models to choose from, there's a Jacuzzi® hot tub to fit any home. From our Jacuzzi® PowerPro® jets to our tension-reducing lounge seats, every inch is designed to enhance your relaxing escape.

Choose the seating for your setting.


Don't feel boxed in

A hot tub with more massage combinations requires only a slightly larger footprint. A little extra space can have a big impact on crafting a transformative experience.




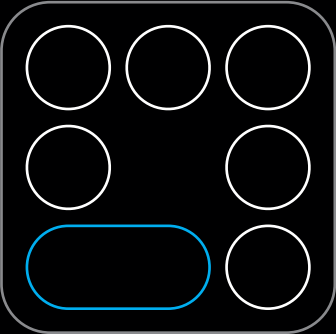
Open Seating

An open seating model offers more massage options and makes communicating with others in the hot tub easier.



Lounge Seating

A lounge seat offers a full-body massage option and a more secluded spa experience, yet the tub dimensions are nearly the same as open seating.





J-400™ Collection

J-400™

The ultimate in doing nothing is the spa that does everything



# Sense Style Simplicity

Features up to nine distinct Jacuzzi® PowerPro® jets for more hydromassage coverage, including the pulsating Jacuzzi® PowerPro® PX jet, bold Jacuzzi® PowerPro® MX jet and more top-of-the-line rotational Jacuzzi® PowerPro® RX jets

Full control at every seat allows each user to personalize their massage experience

Exceeds strict California Energy Commission standards for stand-by power consumption

Elevated backlit waterfalls cascade water down your neck and back while adding a breathtaking visual effect

Glowing exterior lighting includes an indicator light that alerts you to error modes that may have occurred in your spa

Clean styling with easy tool-free access to your spa's equipment area

CLEARARRAY Active Oxygen® system harnesses the power of Ozone and UV-C technology working together to clean spa water

100 sq. ft. pleated filtration plus an exclusive 3 micron depth load filter

Compatible with SmartTub® app for remote spa management and energy-saving smart technology





Standard Features

- Distinct High Back Design
- ProFinish® Cabinetry
- ProTouch™ Control
- Jacuzzi® PowerPro® Jets
- Specialty Jacuzzi® PowerPro® FX-D, RX and PX Jets
- CLEARARRAY Active Oxygen® System
- CLEARARRAY® On-demand
- 5-Stage Filtration System
- ProStream Circulation Pump
- Floating Propolymer Foundation
- Tool-Free Cabinet Removal
- Quick Drain System
- Illuminated Waterfall
- Premium LED Lighting
- Adjustable Headrests
- Illuminated Cup Holders
- Status Indicator Light
- ProLast™ Cover in Black
- Exterior Lights

Optional Features

- SmartTub® System Compatible
- ProLast™ Extreme Cover
- SmartSeal™ Insulation
- BLUEWAVE® Stereo
  - Premium Speakers
  - Amplified Sub-Woofer

Acrylic Options



Porcelain      Platinum      Silver Pearl      Monaco      Midnight

ProFinish® Cabinetry



Modern Hardwood      Smoked Ebony      Brushed Gray

Note: Color options may vary by model. See dealer for details.

Model		Seats	Dimensions*	Dry Wt.	Total Filled Wt.	Avg. Spa Vol.	Electrical	Jets
J-495™		8-9	Inches 91x110x 37.5-43.5  Centimeters 231x279x 95-111	1,091 lbs. (495 kg.)	5,261 lbs. (2,386 kg.)	500 US Gal. (1,893 L)	240VAC 50A/60A  230VAC 50Hz 1x32A	<div><div>FX-S 14</div><div>FX 16</div><div>FX-R 4</div><div>NX2 8</div><div>FX-LR 3</div><div>MX 3</div><div>RX 15</div><div>PX 4</div><div>FX-D 4</div></div>
J-485™		6-7	Inches 91x91x 37.5-43.5  Centimeters 231x231x 95-111	916 lbs. (416 kg.)	5,336 lbs. (2,420 kg.)	435 US Gal. (1,647 L)	240VAC 30A/50A/60A  230VAC 50Hz 20A (2 breakers required)	<div><div>FX-S 8</div><div>FX 12</div><div>FX-R 6</div><div>NX2 6</div><div>FX-LR 1</div><div>MX 3</div><div>FX-L 3</div><div>RX 8</div><div>PX 2</div></div>
J-475™		6-7 Lounge	Inches 91x91x 37.5-43.5  Centimeters 231x231x 95-111	925 lbs. (420 kg.)	5,387 lbs. (2,444 kg.)	440 US Gal. (1,666 L)	240VAC 30A/50A/60A  230VAC 50Hz 20A (2 breakers required)	<div><div>FX-S 8</div><div>FX 10</div><div>FX-R 8</div><div>NX2 6</div><div>FX-LR 1</div><div>MX 3</div><div>FX-L 5</div><div>RX 6</div><div>PX 8</div></div>
J-445™		6	Inches 84x84x 37.5-43.5  Centimeters 214x214x 95-111	855 lbs. (388 kg.)	4,525 lbs. (2,052 kg.)	440 US Gal. (1,666 L)	240VAC 30A/50A/60A  230VAC 50Hz 20A (2 breakers required)	<div><div>FX-S 8</div><div>FX 12</div><div>FX-R 8</div><div>NX2 4</div><div>FX-LR 2</div><div>MX 3</div><div>RX 8</div></div>
J-435™		5-6 Lounge	Inches 84x84x 37.5-43.5  Centimeters 214x214x 95-111	822 lbs. (373 kg.)	4,492 lbs. (2,037 kg.)	360 US Gal. (1,363 L)	240VAC 30A/50A/60A  230VAC 50Hz 20A (2 breakers required)	<div><div>FX-S 10</div><div>FX 9</div><div>FX-R 6</div><div>NX2 6</div><div>FX-LR 6</div><div>MX 3</div><div>RX 8</div><div>PX 2</div></div>

\*All hot tub dimensions are shown in: L x W x H(front)- H(back).



J-300

TM

Purposeful design meets relaxation



Up to eight Jacuzzi® PowerPro® Jet varieties deliver a superior hydromassage

Full control at every seat allows each user to personalize their massage experience

Exceeds strict California Energy Commission standards for stand-by power consumption

HydroSoothe® massage pillow provides a relaxing head and neck massage and a cascade of water over neck and shoulders without splashing or spraying water

Optional elegant exterior lighting features sconce-style lighting to make the J-300™ hot tub the focal point of any backyard

Clean styling with easy tool-free access to your spa's equipment area

CLEARARRAY Active Oxygen® system harnesses the power of Ozone and UV-C technology working together to clean spa water

120 sq. ft. pleated filtration

Compatible with SmartTub® app for remote spa management and energy-saving smart technology

Note: All J-300™ models are designed and tested to exceed California Energy Commission (CEC) Standards. Upgrade to SmartSeal™ insulation for our most efficient solution.

# Sense

# Style

# Simplicity





J-300™ Collection

Standard Features

- Jacuzzi® PowerPro® Jets
- Specialty Jacuzzi® PowerPro® BX and FX-L Jets
- ProFinish® Cabinetry
- Illuminated Control
- CLEARARRAY Active Oxygen® System
- CLEARARRAY® On-demand
- 4-Stage Filtration System
- ProStream Circulation Pump
- Floating Proplymer Foundation
- Tool-free Cabinet
- Illuminated Waterfall
- ProLite™ LED Lighting
- HydroSoothe® Massage Pillow
- Illuminated Cup Holders
- ProLast™ Cover in Black

Optional Features

- Exterior Lights
- SmartTub® System Compatible
- ProLast™ Extreme Cover
- ProClarity® Circulation Pump Filter
- SmartSeal™ Insulation
- BLUEWAVE® Stereo
  - Standard Speakers
  - Standard Sub-Woofer

Acrylic Options





Porcelain    Platinum    Silver Pearl    Monaco    Midnight

ProFinish® Cabinetry



Modern Hardwood    Smoked Ebony    Brushed Gray

Note: Color options may vary by model. See dealer for details.

Model		Seats	Dimensions*	Dry Wt.	Total Filled Wt.	Avg. Spa Vol.	Electrical	Jets
J-385™		6-7	Inches 91x91x38  Centimeters 231x231x97	850 lbs. (386 kg.)	5,771 lbs. (2,618 kg.)	460 US Gal. (1,741 L)	240VAC 60Hz 40A/50A/60A  230VAC 50Hz 17A/13A	
J-375™		5-6 Lounge	Inches 91x91x38  Centimeters 231x231x97	830 lbs. (377 kg.)	5,667 lbs. (2,571 kg.)	445 US Gal. (1,685 L)	240VAC 60Hz 40A/50A/60A  230VAC 50Hz 17A/13A	
J-365™		6-7	Inches 84x91x38  Centimeters 213x231x97	805 lbs. (365 kg.)	4,975 lbs. (2,257 kg.)	395 US Gal. (1,495 L)	240VAC 60Hz 40A/50A/60A  230VAC 50Hz 17A/13A	
J-355™		5-6 Lounge	Inches 84x91x38  Centimeters 213x231x97	813 lbs. (369 kg.)	4,900 lbs. (2,223 kg.)	360 US Gal. (1,363 L)	240VAC 60Hz 40A/50A/60A  230VAC 50Hz 17A/13A	
J-345™		6-7	Inches 84x84x36  Centimeters 213x213x92	777 lbs. (352 kg.)	4,488 lbs. (2,036 kg.)	345 US Gal. (1,306 L)	240VAC 60Hz 40A/50A/60A  230VAC 50Hz 17A/13A	
J-335™		5-6 Lounge	Inches 84x84x36  Centimeters 213x213x92	764 lbs. (347 kg.)	4,684 lbs. (2,125 kg.)	350 US Gal. (1,325 L)	240VAC 60Hz 40A/50A/60A  230VAC 50Hz 17A/13A	
J-325™  120V		4-5	Inches 84x76x34  Centimeters 213x193x87	619 lbs. (281 kg.)	4,372 lbs. (1,983 kg.)	335 US Gal. (1,268 L)	120VAC 15A or 240VAC 60Hz 30/40A 230VAC 50Hz 13A/10A	
J-315™  120V		2-3	Inches 66x76x32  Centimeters 168x193x81	531 lbs. (241 kg.)	2,866 lbs. (1,300 kg.)	210 US Gal. (795 L)	120VAC 15A or 240VAC 60Hz 30/40A 230VAC 50Hz 13A/10A	

\*All hot tub dimensions are shown in: L x W x H.



# J-200



Relieve everyday stress with everyday value



Offers a complete hydromassage experience with thoughtful jet placement and ergonomic seating

Interior lighting includes multi-color LED backlit headrests

Exceeds strict California Energy Commission standards for stand-by power consumption

Distinctive and durable cabinetry with integrated LED light and tool-free access

Clean styling with easy tool-free access to your spa's equipment area

CLEARARRAY Active Oxygen® system harnesses the power of Ozone and UV-C technology working together to clean spa water

50 sq. ft. pleated filtration

Compatible with SmartTub® app for remote spa management and energy-saving smart technology

Note: All J-200™ models are designed and tested to exceed California Energy Commission (CEC) Standards.

Sense  
Style  
Simplicity






Standard Features

- Proprietary Jets with Stainless Steel Accents
- Tool-Free Cabinetry
- CLEARARRAY® UV-C System
- Patented ProClassic™ 50 sq ft Filter
- 2-Stage Filtration System with ProCatch™ Filter Bag
- CLEARARRAY® Pro³Tect Ozone System Ready
- Comfortable Backlit Headrests
- Built-In Drink Holders
- Multi-Colored LED Lighting
- Exterior Lighting
- ProLast™ Cover in Black

Optional Features


- SmartTub® System Compatible
- ProLast™ Extreme Cover

Acrylic Options



Porcelain    Platinum    Silver Pearl    Monaco    Midnight

Cabinetry



Charcoal    Smoke

Note: Color options may vary by model. See dealer for details.

Model		Seats	Dimensions*	Dry Wt.	Total Filled Wt.	Avg. Spa Vol.	Electrical	Jets
J-285™		6-7	Inches 89x89x36  Centimeters 226x226x91	778 lbs. (357 kg.)	5,166 lbs. (2,343 kg.)	400 US Gal. (1,514 L)	240VAC 60Hz 40A/50A/60A  230VAC 50Hz 20A/30A/40A	42 Jets
J-275™		6 Lounge	Inches 89x89x36  Centimeters 226x226x91	791 lbs. (359 kg.)	5,044 lbs. (2,288 kg.)	380 US Gal. (1,438 L)	240VAC 60Hz 40A/50A/60A  230VAC 50Hz 20A/30A/40A	38 Jets
J-245™		6-7	Inches 84x84x36  Centimeters 213x213x91	737 lbs. (334 kg.)	4,490 lbs. (2,037 kg.)	345 US Gal. (1,306 L)	240VAC 60Hz 40A/50A/60A  230VAC 50Hz 20A/30A/40A	36 Jets
J-235™		6 Lounge	Inches 84x84x36  Centimeters 213x213x91	736 lbs. (334 kg.)	4,364 lbs. (1,979 kg.)	325 US Gal. (1,230 L)	240VAC 60Hz 40A/50A/60A  230VAC 50Hz 20A/30A/40A	34 Jets
J-225™ 		4-5	Inches 80x80x33  Centimeters 203x203x84	562 lbs. (255 kg.)	4,219 lbs. (1,340 kg.)	354 US Gal. (1,340 L)	120VAC 60Hz 15A or 240VAC 60Hz 30A/40A 230VAC 50Hz 20A/30A	26 Jets
J-215™ 		2-3	Inches 69x80x33  Centimeters 175x203x84	492 lbs. (223 kg.)	2,780 lbs. (1,261 kg.)	220 US Gal. (833 L)	120VAC 15A 240VAC 30A/40A 230VAC 50 Hz 20A/30A	21 Jets

\*All hot tub dimensions are shown in: L x W x H.





# Body and Mind

Feel yourself transformed

Immerse yourself  
in the experience that made us a household name.

Feel a weight lift  
at the mere thought of warm, bubbling water.

Let stress wash away  
as you step in.  
Emerge rejuvenated  
to take on the day.  
And let the long-lasting refreshing energy transform your body and mind.





Jacuzzi.com  
17872 Gillette Ave. #300  
Irvine CA 92614

©2023 Jacuzzi Hot Tubs. All rights reserved. Jacuzzi® is a registered trademark of Jacuzzi Inc. used with permission. All other brands, product names, company names, trade names, trademarks and service marks used are the property of their respective owners. Jacuzzi Hot Tubs may make product modifications and enhancements. Specifications may change without notice. International products may be configured differently to meet local electrical requirements. Dimensions are approximate. Manufactured under one or more United States patent numbers. Other patents may apply.

Part No: 2890-043K  
02/23



MIX  
Paper from  
responsible sources  
FSC® C103526

