



# SOLSTICE

SPAS



# DESIGNED AND MANUFACTURED IN QUEBEC

Throughout history and for many cultures around the world, the summer solstice is often synonymous with festivities and celebrations. It is the longest day of the year and it officially marks the arrival of warm weather. In contrast, the winter solstice marks the arrival of cold weather and snow. There is every reason to want to warm up.

**SOLSTICE™** Spas reflect this cycle. They represent the perfect balance between summer and winter, hot and cold, festivities and solace. They are meant to be used whatever the occasion, for it is only here in Quebec that we live each season to the fullest.

**SOLSTICE** 







SOLSTICE 





SOLSTICE

**SOLSTICE** 





## A PROUD QUEBEC COMPANY

Designed and manufactured at our factory in Lachute, **SOLSTICE™** Spas are specially designed to withstand Quebec's harsh weather conditions. You can enjoy your spa 365 days a year with peace of mind.

## A WHIRLPOOL OF PLEASURE

**SOLSTICE™** Spas offer a refreshing approach. Whether for a well-deserved moment of relaxation or a festive gathering of family and friends, discover a vibrant and invigorating aspect of hydrotherapy. **SOLSTICE™** Spas will completely transform the dynamics of your outdoor living space.



## AFFORDABLE LUXURY

With our line of **SOLSTICE™** Spas, our goal is to make the pleasures and benefits of hydrotherapy accessible to as many Quebec families as possible. You won't find a better quality/price ratio on the market!

## HIGH-PERFORMANCE HYDROTHERAPY

Our engineers ensure that every component is of impeccable quality and contributes to your daily well-being. Equipped with high precision mechanical parts, **SOLSTICE™** Spas offer a truly unique hydrotherapy experience you won't want to live without.



### **3-PERSON SPA**

### **1 LOUNGER SEAT**

### **SIZE**

85" x 65" x 35"  
(216 x 165 x 89 cm)

### **DRY WEIGHT**

618 lb

### **AVERAGE VOLUME**

950 L

### **38 JETS**

### **VOLTAGE / AMPS**

240 V / 60 A

### **WATER HEATER**

4KW

### **FEATURES**

- 1 backlit waterfall
- Easy-to-use touchscreen keypad
- 1 pump
- Chromatherapy with LED lights

# S320

We have found the perfect compromise between limited space and well-deserved comfort. Our **S320** spa offers 3 seats including a lounge chair to provide you with a complete relaxation experience. Enjoy a hydromassage session while optimizing your space.



THE BEST  
THINGS COME  
IN SMALL  
PACKAGE





#### **7-PERSON SPA**

#### **SIZE**

88" x 75" x 37"  
(224 x 191 x 94 cm)

#### **DRY WEIGHT**

750 lb

#### **AVERAGE VOLUME**

1310 L

#### **50 JETS**

#### **VOLTAGE / AMPS**

240 V / 60 A

#### **WATER HEATER**

4KW

#### **FEATURES**

- 2 backlit waterfalls
- Easy-to-use touchscreen keypad
- 2 pumps
- Chromatherapy with LED lights

# S420

Our **S420** spa can comfortably seat up to 7 people without cluttering your environment.

You can now relax from head to toe with 50 quality hydromassage jets. Pleasure and relaxation are the rendezvous.



**GET MORE  
FOR LESS**





# S520

The extended double lounge seat configuration, which is only found in the **S520** model, allows for the sharing of a truly unique relaxation experience for two.

Gone are the days when you had to fight for access to the lounge seat, simply spend more time relaxing!

## **5-PERSON SPA**

## **2 LOUNGER SEATS**

### **SIZE**

87" x 87" x 37"  
(221 x 221 x 94 cm)

### **DRY WEIGHT**

830 lb

### **AVERAGE VOLUME**

1450 L

### **JETS**

- 63 jets
- 1 Vulcano jet
- 2 Metacarpal jets

### **VOLTAGE / AMPS**

240 V / 60 A

### **WATER HEATER**

4KW

### **FEATURES**

- 2 backlit waterfalls
- Easy-to-use touchscreen keypad
- 2 pumps
- Chromatherapy with LED lights



NO MORE  
ARGUING





# S620

The **S620** model is our most versatile spa. It boasts all the features of a high-end spa at a fraction of the price.

By combining an extended lounge seat with 6 regular seats, the spa provides a variety of massage options that are sure to please, day after day.

## **6-PERSON SPA**

## **1 LOUNGER SEAT**

## **SIZE**

87" x 87" x 37"  
(221 x 221 x 94 cm)

## **DRY WEIGHT**

820 lb

## **AVERAGE VOLUME**

1490 L

## **JETS**

- 57 jets
- 1 Vulcano jet
- 2 Metacarpal jets

## **VOLTAGE / AMPS**

240 V / 60 A

## **WATER HEATER**

4KW

## **FEATURES**

- 2 backlit waterfalls
- Easy-to-use touchscreen keypad
- 2 pumps
- Chromatherapy with LED lights



FOR THOSE  
WISHING  
TO TREAT  
THEMSELVES





# S720

The **S720** offers you a refreshing approach. Whether during moments of relaxation or celebration with family or friends, you will discover the benefits of hydrotherapy. **SOLSTICE™** Spas will transform your outdoor decor and make your neighbours jealous.

## 7-PERSON SPA

### SIZE

87" x 87" x 37"  
(221 x 221 x 94 cm)

### DRY WEIGHT

749 lb

### AVERAGE VOLUME

1500 L

### JETS

- 44 jets
- 1 Vulcano jet

### VOLTAGE / AMPS

240 V / 60 A

### WATER HEATER

4KW

### FEATURES

- 2 backlit waterfalls
- Easy-to-use touchscreen keypad
- 2 pumps
- Chromatherapy with LED lights



TO SPICE  
UP YOUR  
BACKYARD







# S820

The **S820** model will surprise you with its oversized shell and seats that are even more spacious and comfortable. With its impeccable finish, you can rest assured that nothing has been left to chance when developing this model. The quality of its jets and components will provide you with a distinguished and high-performance experience.

## 7-PERSON SPA

### SIZE

91" x 91" x 38"  
(231 x 231 x 97 cm)

### DRY WEIGHT

950 lb

### AVERAGE VOLUME

1590 L

### JETS

- 48 jets
- 1 Vulcano jet

### VOLTAGE / AMPS

240 V / 60 A

### WATER HEATER

4KW

### FEATURES

- 2 backlit waterfalls
- Easy-to-use touchscreen keypad
- 3 pumps
- Chromatherapy with LED lights

\*S820 model is only available in Sterling Silver acrylic shell and Grey cabinet option.

**SOLSTICE** 



# THE CREAM OF THE CROP




# SUPERIOR QUALITY COMPONENTS

The advantages of **SOLSTICE™** Spas are obvious at first sight: robust construction, outstanding finish, unique design and thoughtful ergonomics.

Featuring a superior level of massage equipment, our spas offer power like no other for an outstanding relaxation experience.

**SOLSTICE™** Spas are a unique light experience with lighting in the jets, the water line and in each control of your device.

## COLOUR OPTIONS FOR THE ACRYLIC SHELL



Smokey Mountain




Storm Cloud




Sterling Silver

## COLOUR OPTIONS FOR THE CABINET



Brown



Grey

**SOLSTICE** 

Our cabinets are all fitted with LED lighting systems placed at the two front corners of the spa.

\*S820 model is only available in Sterling Silver acrylic shell and Grey cabinet option.





## JETS

**SOLSTICE™** Spas come with three different types of jets that offer various back and leg massages to help you relax. Additionally, most of our hot tubs include metacarpal jets that are perfect for localized hand massages, as well as the powerful Vulcano jet that is specifically designed for hip and abdominal massages. All these high-performance jets are placed strategically to maximize their effectiveness and provide a deep, full-body relaxation experience.

## ERGONOMICS

The ergonomic seats perfectly follow the shape of the body and the backrest of the extended lounger seats is at a 90° angle, to help you stay comfortably in place and achieve full relaxation. The jets of our spas are embedded within the shell, for maximum comfort.



## CHROMATHERAPY

With their numerous LED light points and backlit waterfalls, **SOLSTICE™** Spas offer the benefits of chromatherapy, a therapeutic technique that uses light to soothe the body and mind. The handles are also illuminated for ease of use.



## KEY PAD

In addition to its ease of use, the K1000 touchscreen keypad includes multiple options that make it easy to set and adjust the jets, lights, pumps, water temperature, filtration cycle and other features. The treated display glass is waterproof, giving users full control, even with wet fingers.



## PUMPS

The **MAELSTROM GECKO** pumps were designed with power and durability in mind. With their high-flow rate, they deliver solid performance as well as high energy efficiency.



## INSULATION & STRUCTURE

In addition to providing easy access to the piping system, the cabinet's insulation panels prevent potential heat loss in situations of extreme cold. The radiant heat from the pumps is recovered to foster energy saving.



# SOLSTICE

SPAS

**SOLSTICE™** is a Club Piscine Super Fitness exclusive brand. With their classic and refined lines, **SOLSTICE™** Spas offer state-of-the-art technology at an affordable price. Designed and manufactured at our factory in Lachute, they are specially designed to withstand Quebec's harsh weather conditions.

Printed in Canada • The manufacturer reserves the right to modify or discontinue the features of each spa model. ©2025

#### WARRANTY

15  
years

water  
tightness  
of the shell

5  
years

structure  
and frame

3  
years

parts\*

2  
years

labour\*

\*Limited. See details in store.

exclusively at

**CLUB PISCINE** 

[solsticespas.ca](http://solsticespas.ca)