



WOOD COMPOSITE
SHEDS



FiberWood



SHEEDS

2024 SHEDS - OVERVIEW

AVAILABLE COLORS



AVAILABLE SIZES



ITEM# : K-MIRA0707
DIMENSIONS : 7' X 7'



ITEM# : K-MIRA0907
DIMENSIONS : 9' X 7'



ITEM# : K-MIRA1107
DIMENSIONS : 11' X 7'

The Mirage

AVAILABLE COLORS



White & Black Aluminum Available

AVAILABLE SIZES



AVAILABLE COLORS



White & Black Aluminum Available

AVAILABLE SIZES



The Mistral

The Scandinave

OUR WOOD COMPOSITE SHEDS: MUCH MORE THAN SIMPLE SHEDS!

Discover our high-end collection of wood composite sheds, an elegant and durable solution for all your outdoor storage needs. With three models available in a variety of sizes and colors, the MIRAGE, MISTRAL, and SCANDINAVIAN will exceed all your expectations.

The MIRAGE combines modern aesthetics with a robust design of contemporary and sleek elegance. Its sturdy construction is capable of supporting up to 20lb/ft² on its roof. Admire its beauty and enjoy its exceptional durability.

The MISTRAL embodies contemporary refinement with its lean-to roof. Its large double glazed smoked thermal doors flood the interior with natural light, adding a touch of sophistication to your storage space. Integrated gutters ensure efficient rainwater management, protecting your shed from the detrimental effects of moisture.

The SCANDINAVIAN elegantly revisits the classic style with its gable roof. Offering spacious storage space, it will meet all your storage needs. The tinted thermal glass windows add a subtle touch of elegance, while the latches on each window provide additional security for your precious belongings.

Thanks to our advanced wood composite manufacturing technology, these sheds offer remarkable lifespan longevity of 10 years, allowing them to preserve their radiant beauty over time.



FIBERWOOD SHEDS – UNBEATABLE DESIGN

Leader in wood composite sheds, FIBERWOOD continues to innovate by offering you sheds that will meet and even exceed your expectations.

Available in various models and sizes, from simple storage to a secondary living space, our sheds will stand out first and foremost for their incomparable styles and designs, but also because our design teams have not overlooked anything in their designs.

SEE THE DIFFERENCE

One of the main advantages of FIBERWOOD wood composite sheds is their structure and solidity once they are assembled.

Designed to cope with our North American climatic conditions, our sheds will offer you peace of mind by their conception as well as the little maintenance they will require over time.



ROOF

- ✓ PVC + ASA panel - Heat resistant and perfectly waterproof and has a UV protection.
- ✓ Structure of the roof in high quality extruded aluminum.

CORNICE, GUTTER AND VENTILATION

- ✓ All our sheds are equipped with an extruded aluminum cornice directly on the roof structure to give a perfectly integrated fascia to your shed. Gutters and downspouts are included in all our models with the exception of the Mirage.
- ✓ All our sheds except Mirage are equipped with ventilation grilles to allow good air circulation inside the shed.

WALLS

- ✓ High quality aluminum structure.
- ✓ FIBERWOOD wood composite with PROSHIELD PREMIUM protection.
- ✓ Wall height from 78" to 120" depending on the model.
- ✓ High-caliber aluminum floor rail.
- ✓ U-shaped corner and H-structure crossbeam to reinforce walls and roof structure.

ALUMINUM DOORS

- ✓ High quality aluminum double doors and panels.
- ✓ All our doors are 79" high with threshold.
- ✓ The Mistral and Scandinavian have doors equipped with anti-theft hinges with automatic closing for security and peace of mind.
- ✓ PVC weatherstripping.
- ✓ All handles have locks with keys.

WINDOWS

- ✓ High quality aluminum structure.
- ✓ Opening system on each window with lock for security , except for the Mirage.
- ✓ Tinted acrylic windows on our Mirage model and thermos glasses on all our other models.





MIRAGE

MIRAGE

When Modernism and Robustness Meet

With a Contemporary Refined Style, the MIRAGE Shed is a Sure Hit.

Built to last, the Mirage has been designed very robustly. This shed features high quality FIBERWOOD and aluminum wood composite, large double doors and abundant windows on 3 sides at the top of the shed.

Made to Last

Aluminum structure, PVC roof, wood composite panel wall with PROSHIELD PREMIUM protection, aluminum door and frame.

Wood composite boards with PROSHIELD PREMIUM protection:

- ✓ Resists rot and mildew;
- ✓ Resistant to insect, fungus, shock and stains;
- ✓ Rot-proof boards therefore insensitive to humidity, UV rays and temperature changes.

This shed is built to higher than industry standards.

The Mirage is offered with a full 10-year warranty and will last over time.

3 sizes available: This model is available in three sizes: 7' x 7', 9' x 7' and 11' x 7'. An ideal outdoor storage solution for all your garden tools and equipment, garden furniture, barbecues, bicycles, pool pump & accessories and much more!

The MIRAGE is equipped with a door lock for your security.



Easy to Install and Maintain

Our FIBERWOOD sheds are all designed in a modular way, so no adjustment or cutting will be required.

With only simple tools, 2 workers can complete the assembly in half a day.

The installation of the shed must be done on a solid leveled base. Concrete slab, asphalt driveway, paving stone or slabs, wood or composite terrace, several options are available to you.

Our sheds are all delivered on pallets.

Bilingual assembly instructions are simple and clear.

Very easy to maintain: no oil, paint or stain is required over time.

10-year warranty on the composite boards, aluminum, hardware, and accessories.

MIRAGE

Available Sizes and Specifications



ITEM	K-MIRA-0707		
	WIDTH	DEPTH	HEIGHT
Actual Dimensions	6.92'	6.97'	87.48"
Dimensions of base required	7.78'	7.32'	X

ITEM	K-MIRA-0907		
	WIDTH	DEPTH	HEIGHT
Actual Dimensions	9.20'	6.97'	87.48"
Dimensions of base required	9.89'	7.33'	X

ITEM	K-MIRA-1107		
	WIDTH	DEPTH	HEIGHT
Actual Dimensions	11.38'	6.97'	87.48"
Dimensions of base required	11.91'	7.33'	X

BUNDLE INFORMATIONS

K-MIRA-0707	DIMENSIONS			WEIGHT/LBS	DESCRIPTION
	WIDTH	LENGTH	HEIGHT		
MIRA-0707-1-3	6.46'	2.33'	1.05'	418	Wood Composite Boards
MIRA-0707-2-3	7.38'	2.30'	0.62'	108	Windows, doors and other accessories
MIRA-0707-3-3	7.38'	3.02'	0.13'	48	Roof

K-MIRA-0907	DIMENSIONS			WEIGHT/LBS	DESCRIPTION
	WIDTH	LENGTH	HEIGHT		
MIRA-0907-1-3	6.46'	2.33'	1.18'	493	Wood Composite Boards
MIRA-0907-2-3	7.38'	2.59'	0.62'	114	Windows, doors and other accessories
MIRA-0907-3-3	7.38'	3.02'	0.13'	64	Roof


K-MIRA-1107	DIMENSIONS			WEIGHT/LBS	DESCRIPTION
	WIDTH	LENGTH	HEIGHT		
MIRA-1107-1-3	6.46'	2.33'	1.28'	572	Wood Composite Boards
MIRA-1107-2-3	7.38'	2.59'	0.62'	121	Windows, doors and other accessories
MIRA-1107-3-3	7.38'	3.02'	0.13'	79	Roof


MIRAGE

Available Colors




NORDIC GREY


 Nordic Grey Boards


 Black Aluminum




GREY ROCK


 Grey Rock Boards

 Black Aluminum




WALNUT


 Walnut Boards

 Black Aluminum



BROWN CEDAR

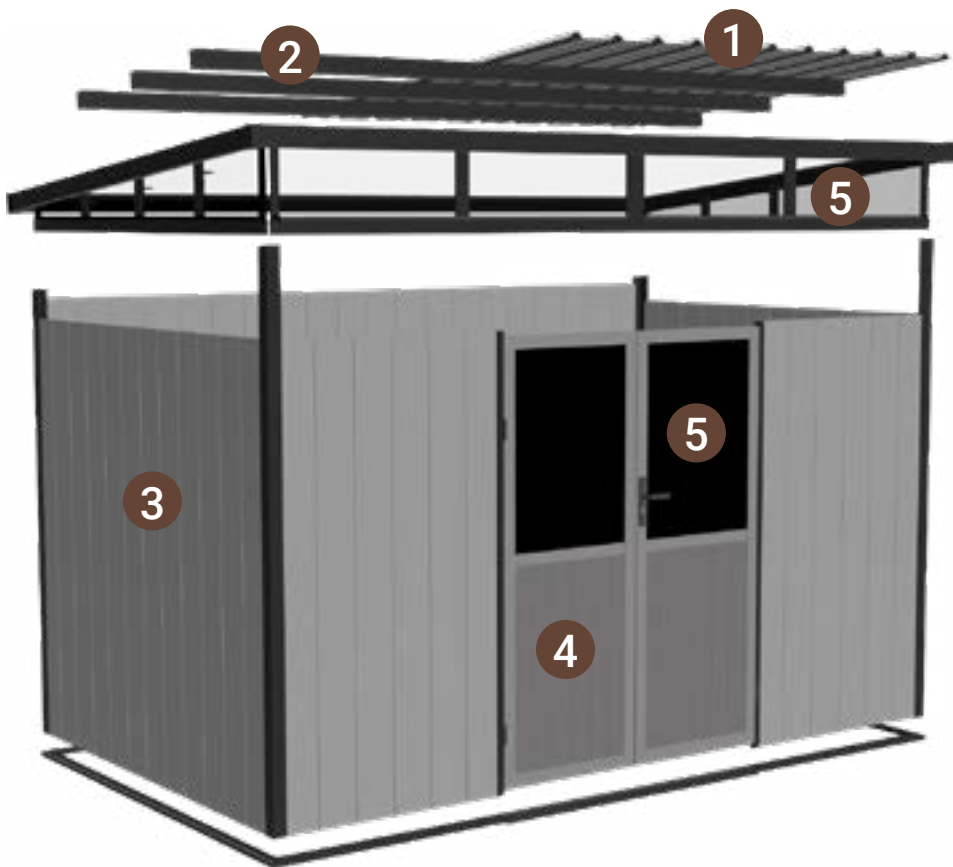
 Brown Cedar Boards

 Black Aluminum




MIRAGE

Components



- ① Roof: PVC
- ② Structure: aluminum
- ③ Wall: wood composite panel
- ④ Door: Aluminum frame and panel
- ⑤ Window : Tinted acrylic glass





MISTRAL

MISTRAL

Contemporary Single-Pitched Roof Shed – A Must

Modern and contemporary, this single-pitched roof shed will fit perfectly into your outdoor layout. With its wood composite and high quality aluminum, large thermos tinted glass doors, integrated roof-gutter and impeccable finish, this shed will stand out in your yard.

In addition to its impeccable aesthetics, this shed boasts remarkable durability through its design and the use of high-quality materials.

Solid Structure and Materials that Stand the Test of Time

Built to last over time just like your home, our engineers have designed the Mistral to withstand our harsh North American climatic conditions.

Wood composite boards with PROSHIELD PREMIUM protection:

- ✓ Resists rot and mildew;
- ✓ Resistant to insects, fungi, shocks and stains;
- ✓ Rot-proof boards therefore insensitive to humidity, UV rays and temperature changes.

High quality aluminum that does not rust over time.

This shed is built to higher than industry standards.

Premium modular design.

Security

For your security, we have equipped the MISTRAL with self-closing door hinges and a door lock. The Mistral's thermos windows are equipped with latches and are made of tempered glass to avoid any possible injury if broken.



Easy to Install and Maintain

Our FIBERWOOD sheds are all designed in a modular way, so no adjustment or cutting will be required.

With only simple tools, 2 workers can complete the assembly in 1 day.

The installation of the shed must be done on a solid leveled base. Concrete slab, asphalt driveway, paving stone or slabs, wood or composite terrace, several options are available to you.

Our sheds are all delivered on pallets.

Bilingual assembly instructions are simple and clear.

Very easy to maintain: no oil, paint or stain is required over time.

10-year warranty on the wood composite boards, aluminum, hardware, and accessories.

MISTRAL

Available Sizes



MIST1010
10' X 10'



MIST1210
12' X 10'



MIST1212
12' X 12'



MIST2010
20' X 10'





MISTRAL

Available Colors

Note: White aluminum on request only





NORDIC GREY

-  Nordic Grey Boards
-  Black Aluminum





GREY ROCK

-  Grey Rock Boards
-  Black Aluminum





WALNUT

-  Walnut Boards
-  Black Aluminum



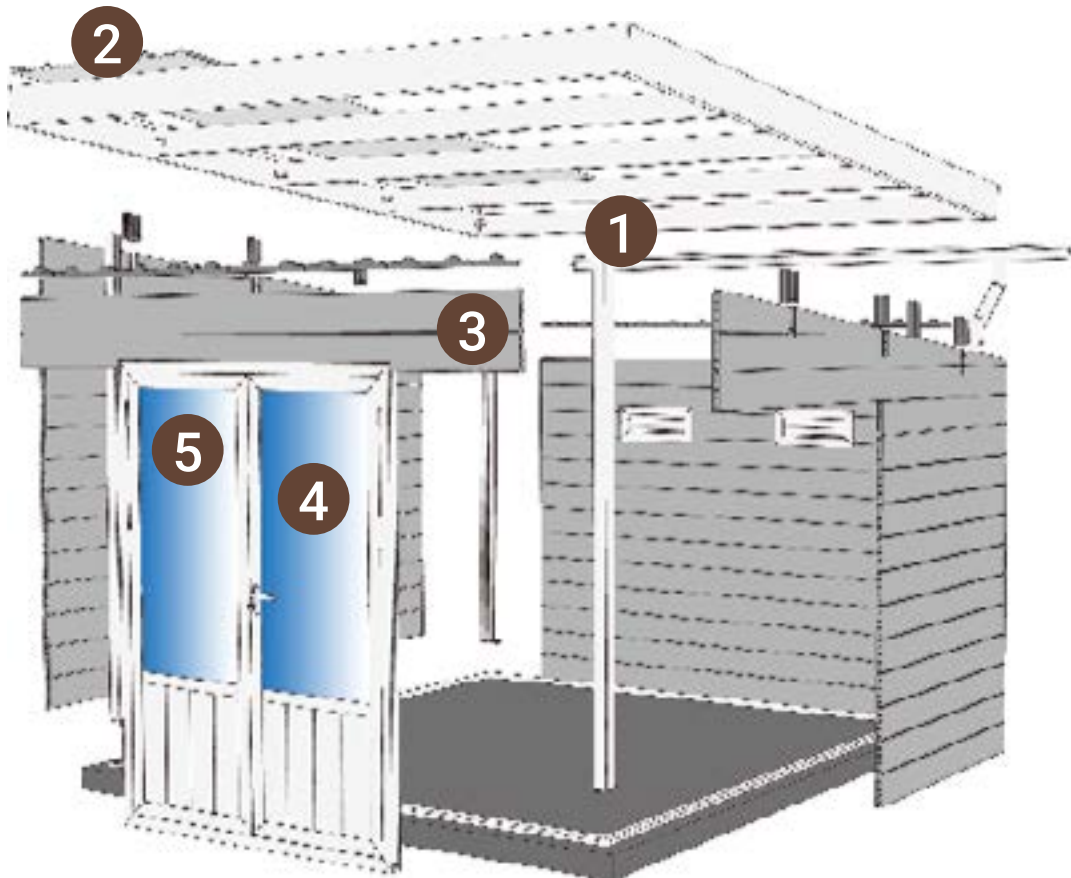
BROWN CEDAR

-  Brown Cedar Boards
-  Black Aluminum




MISTRAL

Components



- ① Structure: aluminum
- ② Roof: PVC
- ③ Wall: wood composite panel
- ④ Door: aluminum frame and panel
- ⑤ Windows: thermos tempered glass



MISTRAL



Technical Features

SPECIFICATIONS

ITEM	MIST1010			MIST1210			MIST1212			MIST2010		
	WIDTH	DEPTH	HEIGHT	WIDTH	DEPTH	HEIGHT	WIDTH	DEPTH	HEIGHT	WIDTH	DEPTH	HEIGHT
Actual Dimensions	9.91'	9.42'	7.78'	12.67'	9.58'	7.81'	12.67'	12.67'	8.31'	19.71'	9.42'	8.28'
Dimensions of base required	11.91'	11.14'	X	14.67'	11.42'	X	14.67'	14.54'	X	21.41'	11.14'	X

BUNDLE INFORMATIONS

ITEM	DIMENSIONS			WEIGHT/LBS
	WIDTH	LENGTH	HEIGHT	
MIST1010	12.14'	3.64'	2.00'	1540
MIST1210	14.86'	3.64'	1.87'	1782
MIST1212	14.86'	3.64'	2.00'	2178
MIST2010	12.14'	3.64'	2.72'	2376



SCANDINAVIAN

SCANDINAVIAN

A Shed with a Gable Roof – A Classic

A redesigned classic, this 2-sided roof shed will bring beauty to any backyard while offering the most spacious and optimal storage space.

Like all our sheds, the SCANDINAVIAN is made of high quality FIBERWOOD wood composite and aluminum. It has large tinted glass doors and integrated gutters. The careful consideration of its aesthetics and finishing results in a shed that is visually appealing, while its strength is derived from meticulous design and the use of high-quality materials.

Solid Structure and Materials that Stand the Test of Time

Built to last over time just like your home, our engineers have designed the Scandinavian to withstand our harsh North American climatic conditions.

Wood composite boards with PROSHIELD PREMIUM protection:

- ✓ Resists rot and mildew;
- ✓ Resistant to insects, fungi, shocks and stains;
- ✓ Rot-proof boards therefore insensitive to humidity, UV rays and temperature changes.

High quality aluminum that does not rust over time.

This shed is built to higher than industry standards.

Premium modular design.

Security

For your security, we have equipped the SCANDINAVIAN with self-closing door hinges and a door lock. The Scandinavian's thermos windows are equipped with latches and are made of tempered glass to avoid any possible injury if broken.



Easy to Install and Maintain

Our FIBERWOOD sheds are all designed in a modular way, so no adjustment or cutting will be required.

With only simple tools, 2 workers can complete the assembly in 1 day.

The installation of the shed must be done on a solid leveled base. Concrete slab, asphalt driveway, paving stone or slabs, wood or composite terrace, several options are available to you.

Our sheds are all delivered on pallets.

Bilingual assembly instructions are simple and clear.

Very easy to maintain: no oil, paint or stain is required over time.

10-year warranty on the wood composite boards, aluminum, hardware, and accessories.

SCANDINAVIAN

Available Sizes



SCAN0707
7' X 7'



SCAN1010
10' X 10'



SCAN1210
12' X 10'



SCAN1612
16' X 12'



K-SCAN1810
18' X 10'





SCANDINAVIAN

Available Colors

Note: White aluminum on request only





NORDIC GREY

-  Nordic Grey Boards
-  Black Aluminum





GREY ROCK

-  Grey Rock Boards
-  Black Aluminum





WALNUT

-  Walnut Boards
-  Black Aluminum



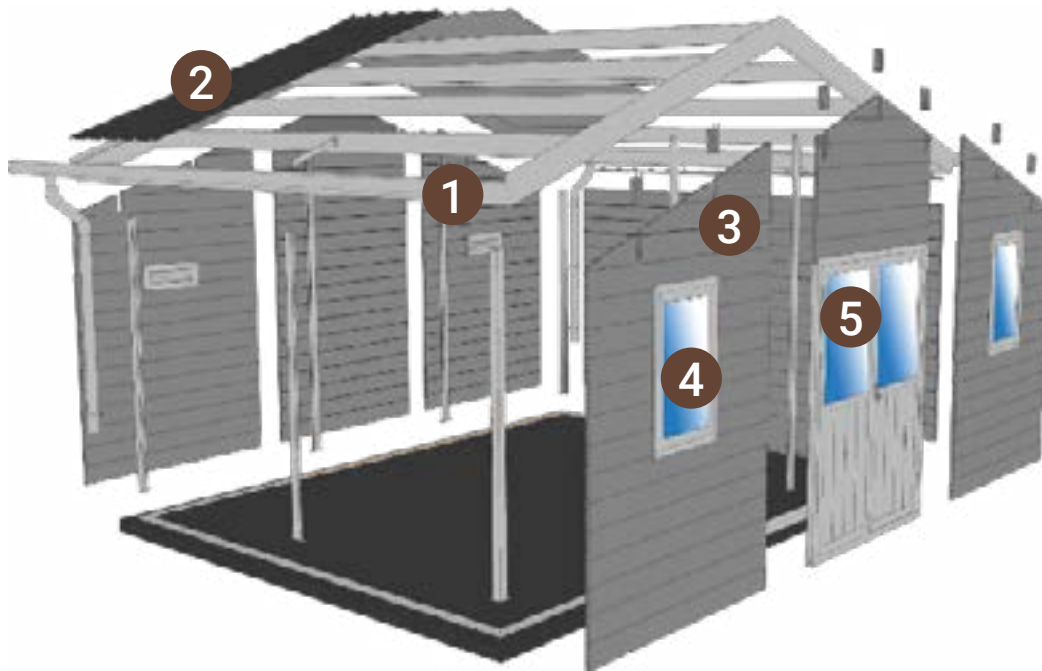
BROWN CEDAR

-  Brown Cedar Boards
-  Black Aluminum




SCANDINAVIAN

Components



- 1 Structure: aluminum
- 2 Roof: PVC
- 3 Wall: wood composite panel
- 4 Windows: thermos tempered glass
- 5 Door: aluminum frame and panel



SCANDINAVIAN



Technical Features

SPECIFICATIONS

ITEM	SCAN0707			SCAN1010			SCAN1210			SCAN1612			K-SCAN1810		
	WIDTH	DEPTH	HEIGHT	WIDTH	DEPTH	HEIGHT	WIDTH	DEPTH	HEIGHT	WIDTH	DEPTH	HEIGHT	WIDTH	DEPTH	HEIGHT
Actual Dimensions	7.68'	6.69'	8.60'	9.16'	9.16'	8.86'	12.60'	9.16'	9.48'	16.34'	12.66'	10.17'	16.86'	9.16'	9.48'
Dimensions of Base Required	9.62'	7.71'	X	11.07'	11.91'	X	14.64'	11.91'	X	18.37'	14.70'	X	18.77'	11.10'	X

BUNDLE INFORMATIONS

ITEM	DIMENSIONS			WEIGHT/LBS
	WIDTH	LENGTH	HEIGHT	
SCAN0707	7.87'	3.64'	2.36'	1452
SCAN1010	12.14'	3.64'	2.00'	1782
SCAN1210	12.80'	3.64'	2.00'	2134
SCAN1612	16.50'	3.64'	2.59'	2772

K-SCAN1810	DIMENSIONS			WEIGHT/LBS	DESCRIPTION
	WIDTH	LENGTH	HEIGHT		
SCAN1810-1-2	9.32'	3.64'	2.03'	2618	Wood Composite Boards
SCAN1810-2-2	18.83'	1.35'	0.85'	990	Windows, doors, roof and other accessories

AN ENVIRONMENTALLY-FRIENDLY PRODUCT: OUR GOAL, OUR COMMITMENT



The perfect alliance between natural beauty and environmental commitment

Did you know that, according to statistics, approximately 1 million plastic bottles are consumed worldwide every minute? In the face of this alarming reality, finding sustainable solutions to reduce our ecological footprint has become more crucial than ever. Thankfully, our FIBERWOOD wood composite boards provide a tangible solution to this significant issue.

Made from 90% recycled wood and plastic particles, our FIBERWOOD wood composite boards offer an environmentally-friendly choice. By utilizing recycled materials, we effectively decrease the demand for virgin plastic and wood sourced from deforestation. Each FIBERWOOD board plays a part in reducing plastic waste and preserving our valuable forest resources.

What sets our eco-friendly product apart is not only its remarkable 90% recycled content but also its 100% recyclability. This means that when a FIBERWOOD board reaches the end of its lifespan, typically around 30 years, it can be transformed into new materials, preventing it from ending up in landfills and further minimizing our environmental impact.

Additionally, FIBERWOOD wood composite boards are free from harmful chemicals and Volatile Organic Compounds (VOCs). We prioritize providing a safe and healthy product, ensuring optimal indoor air quality and user well-being. With FIBERWOOD, you can create a living space or outdoor installation without concerns about adverse effects on your health or the environment.

Join us in our unwavering commitment to sustainability and environmental preservation. Make the conscious choice of FIBERWOOD and become part of the global movement towards a more eco-friendly lifestyle. Together, we can construct a better future—one board at a time.



RECYCLED AND RECYCLABLE ECO-FRIENDLY PRODUCTS






PROTECT OUR PLANET



Our commitment to our clients and the environment

Our wood composite is a very high quality product, made with over 90% wood particles and recycled plastic. The manufacture of these boards combines the quality of wood with the durable resistance of plastic and gives rise to a recycled product of very high quality in harmony with our planet. **This type of device is therefore part of an ecological and environmentally friendly approach**, and makes it possible to manufacture new materials from substances formerly intended for disposal. Durable, these boards have an extremely long lifespan and **can themselves be recycled indefinitely**.

Embellish your green spaces while protecting them.

-  Made with 90% recycled content
-  All components of FiberWood boards are 100% recyclable
-  Contains no harmful chemicals or VOCs
-  Does not contain virgin wood
-  Made with post-consumer recycled plastic and recycled hard wood



829, Industriel Blvd., Bois-des-Filion, QC, J6Z 4T3
514-360-1866 / 888-360-1866
fiberwood.ca